

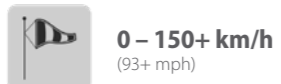
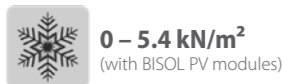
BISOL

BISOL EasyMount™ Home HOOK



Simple, rigid & safe structure for most types of tiled roofs

This precisely designed solution was made with simplicity and long term rigidity in mind. The hook can be used with most types of roof tiles and can rise and slide adjusted to smoothly fit on different roof battens heights and tile shapes. Its exceptional load carrying capacity and usage of high-grade materials ensure that the installation offers stability and longevity even under extreme weather conditions.



Why this mounting solution?

- ▶ **Adjustable on multiple points**
- ▶ Cost effective: number of hooks can be **adjusted to fit** the project's needs
- ▶ **High-grade non-corrosive** materials
- ▶ Suitable for **most types** of tiled roofs
- ▶ **Exceptional** load-carrying capacity



Individual components

	Component	ID Code	Component description
1		EM-H00.AT.1	Hook Al triple adjustable, V1*
2		EM-H00.SD6.1	Hook steel double adjustable, 6 mm, V1*
3		SEK-W65_100	Screw wood 6.5 x 100 mm EPDM
4		SEK-48_27_5400	EasyMount™ 48 x 27 x 5400 mm
5		SEK-48_27_2200	EasyMount™ 48 x 27 x 2200 mm
6		SEK-48_27_2200_B	EasyMount 48 x 27 x 2200 mm, Black
7		SEKP-EMC48	Connector set for EasyMount™ 48 x 27 mm
8		EM-CLA.EA35S.2	Clamp end EasyMount™ 35 mm Direct, assembled**
9		EM-CLA.MA35S.2	Clamp middle EasyMount™ 35 mm Direct, assembled***
10		SEK-HHS_10_25	Screw hammerhead M10 x 25 A2-70
11		SEK-DIN6923_10	Nut M10 flange A2-70
12		SEK-EMLC	Connector L EasyMount™

*There are different kinds of hooks adjusted to your roof type. See Accessories, components 1–6.

**For colour and dimension options see Accessories, components 18–23.

***For colour and dimension options see Accessories, components 31–37.

System components

The clamps are fixed directly into rails and do not require end nuts due to their self-tapping design. Consequently, the clamp can only get untwined with a tool to offer long-term safety and stability.

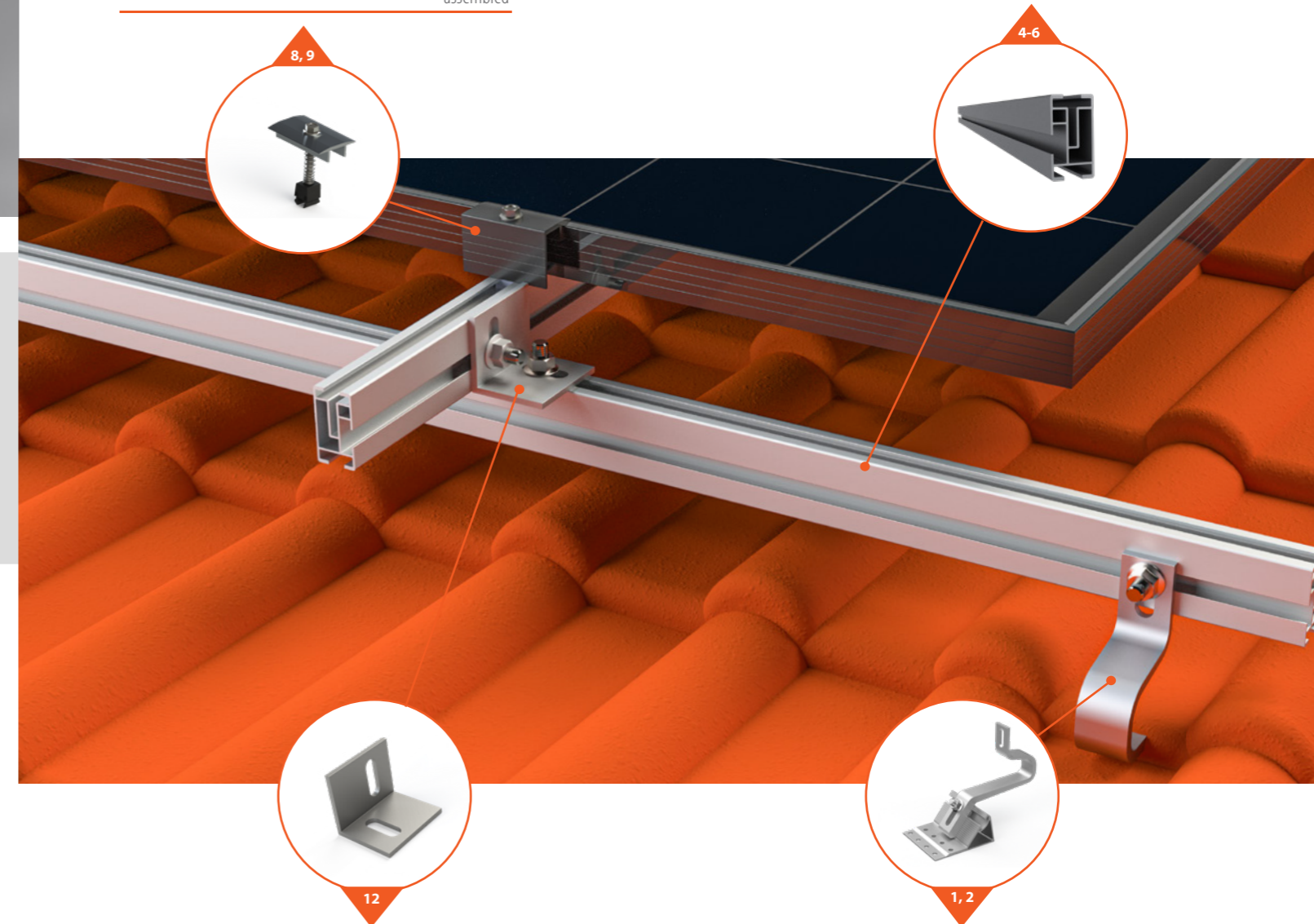
EM-CLA.EA35S.2 Clamp end EasyMount™ 35 mm Direct, assembled

EM-CLA.MA35S.2 Clamp middle EasyMount™ 35 mm Direct, assembled

The profile is in the highly optimised shape that connects the main frames in the orthogonal direction. The profile includes 3 channels, with one of them being mounting system compatible direct clamp.

SEK-48_27_2200
SEK-48_27_5400

EasyMount™ 48 x 27 x 2200 mm
EasyMount™ 48 x 27 x 5400 mm



The connector further expands the usability of the solution. It is used with profile mesh installation option which allows changing the module's orientation, or it can be used to even further extend the height of the structure above the roof surface.

SEK-EMLC Connector L EasyMount™

The adjustable hook is a universal solution that will fit most of the tile covered roofs.

EM-H00.AT.1 Hook Al triple adjustable, V1
EM-H00.SD6.1 Hook steel double adjustable, 6 mm, V1

