

BISOL EasyMount™ Slim & Twin Slim BASE

Cost-effective & lightweight solution for hassle-free installations




Technical Specifications	BISOL EasyMount™ Slim BASE 100/200	BISOL EasyMount™ Twin Slim BASE
Application	Flat roofs with up to 5° roof inclination	
Method of installation	Direct laying without roof penetration	
Module incline	10° or 20° (other angles available upon request)	10°
Module orientation	Landscape	
Module frame tolerances	Length: Any / Width: up to 1,100 mm Frame thickness: 30, 35 or 40 mm (1.18", 1.38" and 1.57") used with corresponding clamp	
Material	Basic construction parts: Aluminum EN-AW 6060 T6 / Fixation elements: Stainless steel A2-70	
System weight without ballast	0.015 kN/m ² (without PV module)	0.01 kN/m ² (without PV module)
Snow load per system	0 – 2.40 kN/m ² (with BISOL PV modules)	
Wind load (velocity)	0 – 150+ km/h (93+ mph) ⁽¹⁾	
Additional stabilization	Ballast and windshields	Ballast

⁽¹⁾Depending on project specifics. More information available upon request.


Slim BASE

Maximum distance between modules' rows



Twin Slim BASE

Distance between modules



Watch a short
installation
guide video



DEVELOPED IN
COOPERATION WITH

University of Ljubljana
Faculty of
Mechanical Engineering



Fits most PV
modules



Adjustable
distance
between rows



Cost-effective
solution



South-facing
or east-west
orientation



Preassembled
components for
quick installation

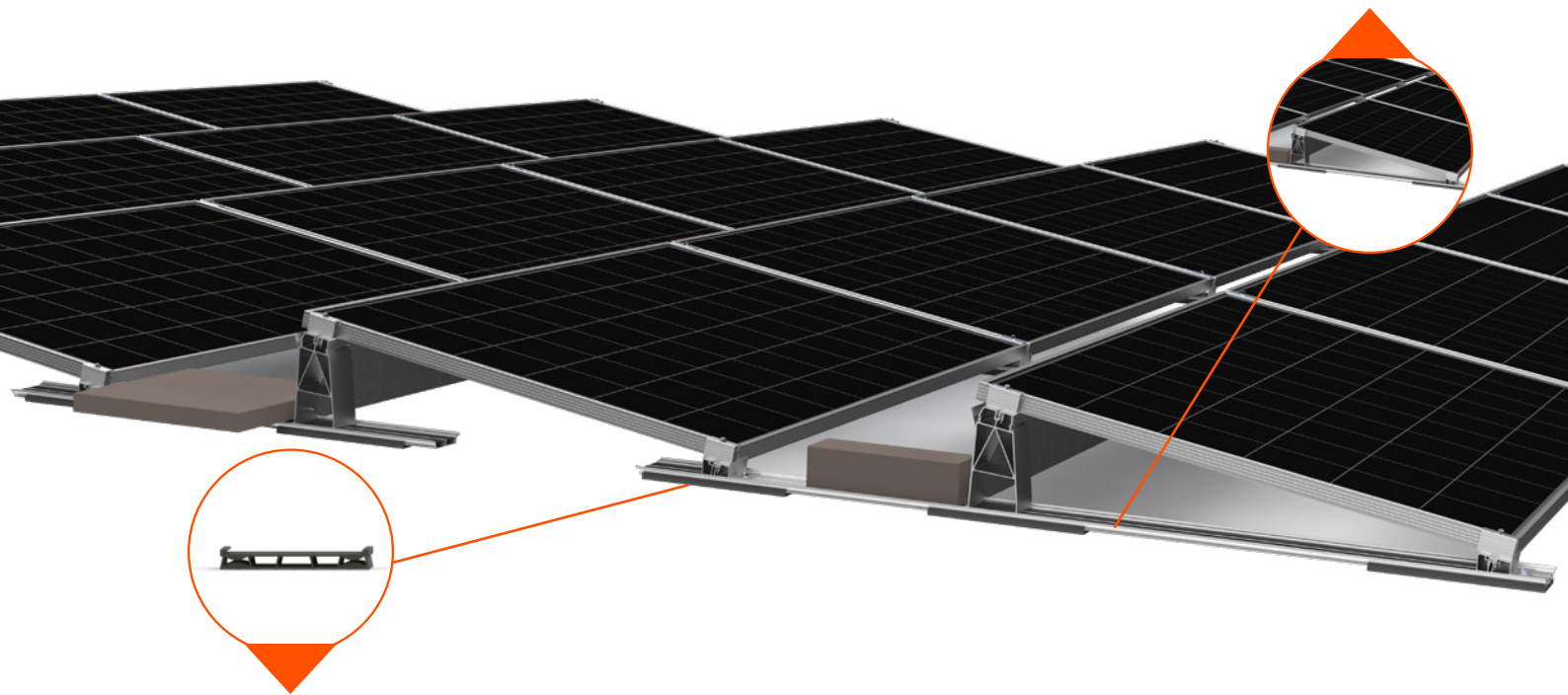


10-year
product
guarantee



Fun facts about BISOL EasyMount™ Slim and Twin Slim BASE

The front and back rows of PV modules that are most exposed to the wind are connected to the inside of the array via longer profiles, which improves overturning resistance of the structure and thus reducing the required ballast and ensures more wind safety on the roof.



The optional EPDM protective rubber will give your mounting structure additional elevation, which will improve the water drainage of your power plant. Potentially better friction coefficient between the power plant and the roof will enable you to use less ballast and cause less stress to your roof. The extruded EPDM rubber is designed especially for Slim and Twin Slim BASE. It embraces them well and prevents the rubber from slipping under the aluminium – even after seasons on the roof. While no cutting is required, much installation time is saved.



BISOL Supreme™

THE ONE AND ONLY
with **100% output**
power guarantee



Get your **BISOL Supreme™** Cashback